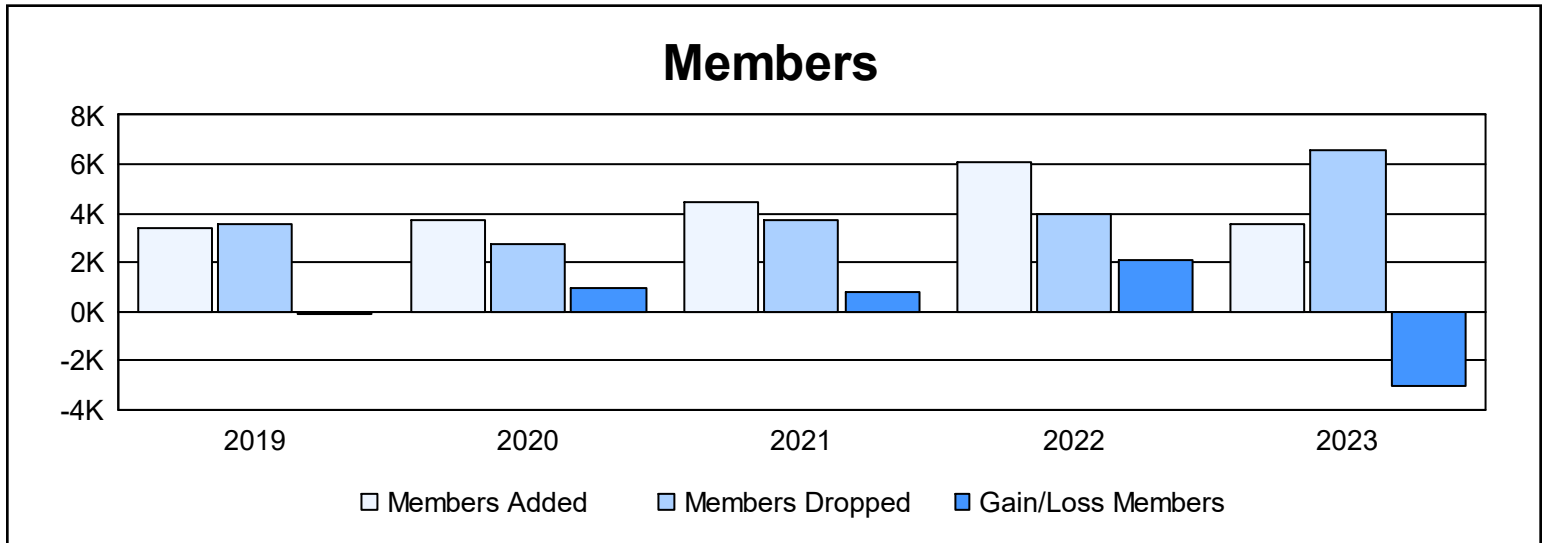
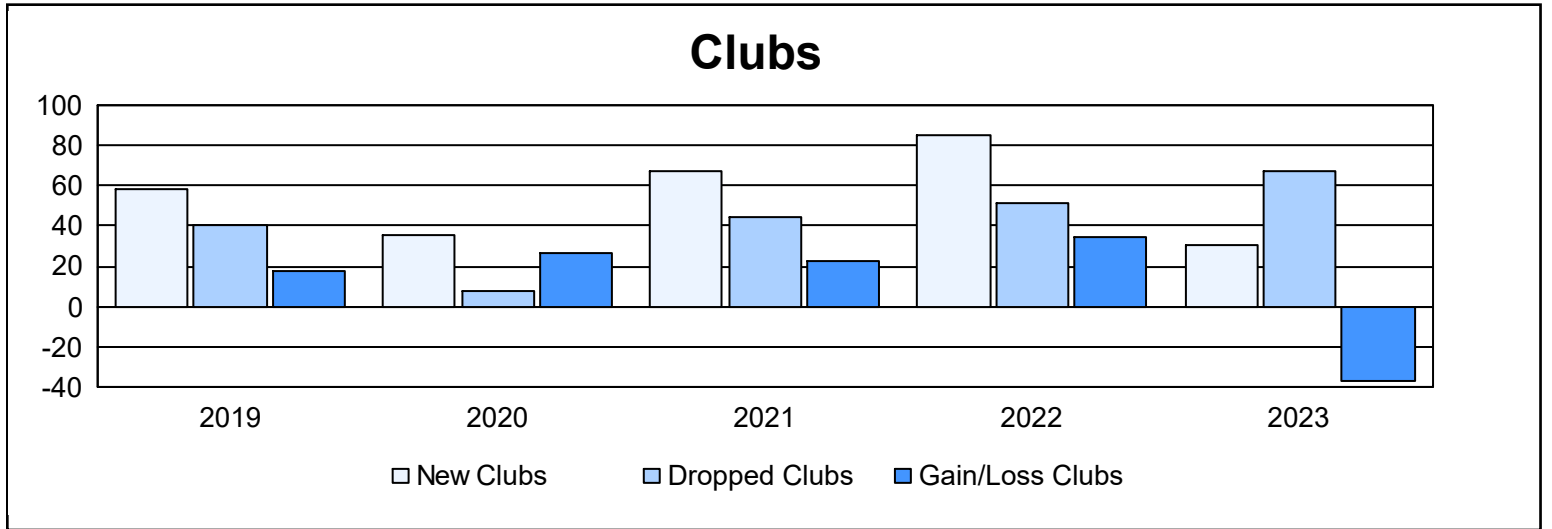
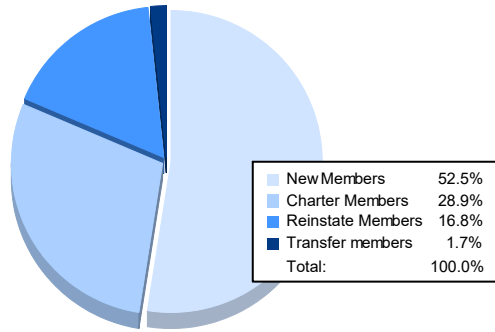


Year	New Clubs	Dropped Clubs	Gain/ Loss Clubs	New Members	Charter Members	Reinstate Members	Transfer Members	Total Member Added	Total Members Dropped	Gain/ Loss Members
2018-2019	58	40	18	1,642	1,540	175	22	3,379	3,520	-141
2019-2020	35	8	27	2,012	1,126	566	15	3,719	2,743	976
2020-2021	67	44	23	2,306	1,871	279	25	4,481	3,688	793
2021-2022	85	51	34	2,561	2,931	525	87	6,104	3,991	2,113
2022-2023	30	67	-37	1,874	1,032	601	62	3,569	6,577	-3,008
Average	55	42	13	2,079	1,700	429	42	4,250	4,104	147



Membership Composition June 2023 Cumulative



Gender Composition June 2023 Cumulative

